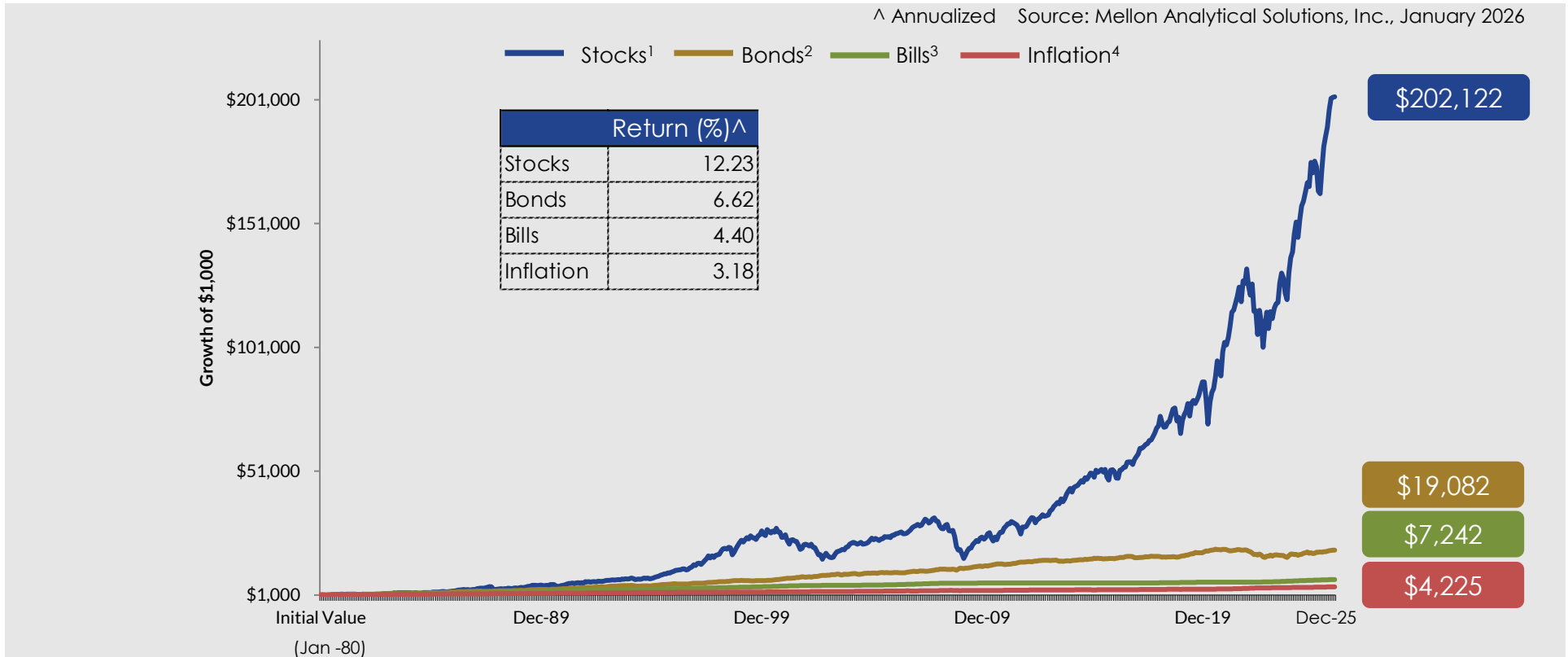


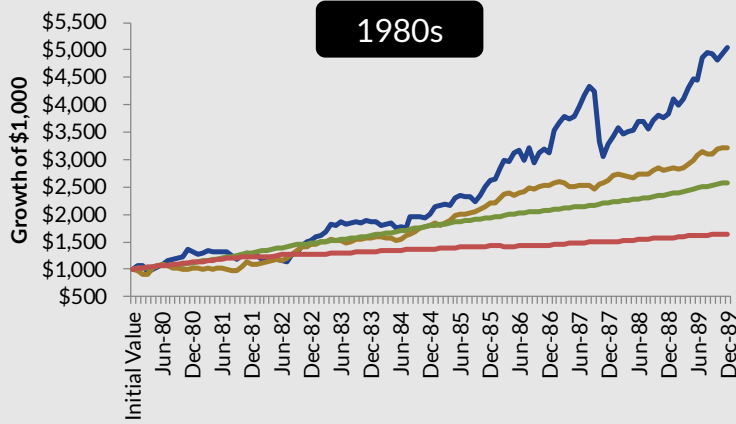
A CASE FOR COMMON STOCKS

Since 1980, the world has experienced the same problems seen throughout history: wars, economic cycles, natural disasters as well as political turmoil. During this time, the predominant trend for common stocks has been upward. Investors should consider this historical perspective when contemplating asset allocation decisions. The graph below shows performance of major asset classes from January 1, 1980 to December 31, 2025. The following page compares these asset classes by decades.

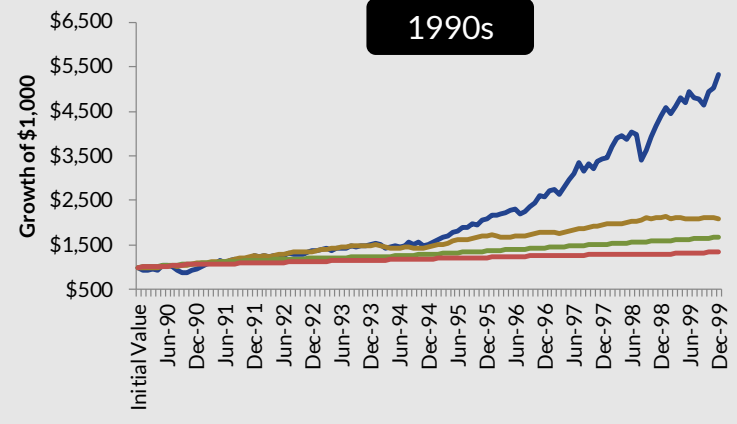


Past performance does not guarantee future results. Diversification does not prevent loss. You cannot invest directly in an index. The performance data does not represent fund performance and should not be considered representative of fund performance. ¹ Stocks are represented by the S&P 500® Index, a capitalization weighted unmanaged index of 500 widely traded stocks, created by Standard & Poor's. The index is considered to represent the performance of the stock market in general. ² Bonds are represented by the Bloomberg US Aggregate Bond Index, which measures the performance of the U.S. dollar-denominated, investment-grade, fixed-rate, taxable bond market, which includes Treasuries (i.e. public obligations of the U.S. Treasury), government-related issues (i.e. agency, sovereign, supranational, and local authority debt), corporate debt obligations, mortgage-backed securities (i.e. agency fixed-rate and hybrid adjustable rate mortgage (ARM) pass-through securities), asset-backed securities and commercial mortgage-backed securities. ³ Bills are represented by the BofA Merrill Lynch 3-Month U.S. Treasury Bill Index, an unmanaged index that measures returns of three-month Treasury Bills. ⁴ Inflation is represented by the US Consumer Price Index, a measure that examines the weighted average of prices of a basket of consumer goods and services, such as transportation, food and medical care. The CPI is calculated by taking price changes for each item in the predetermined basket of goods and averaging them; the goods are weighted according to their importance. Changes in CPI are used to assess price changes associated with the cost of living. Indexes do not incur fees and it is not possible to invest directly in an index.

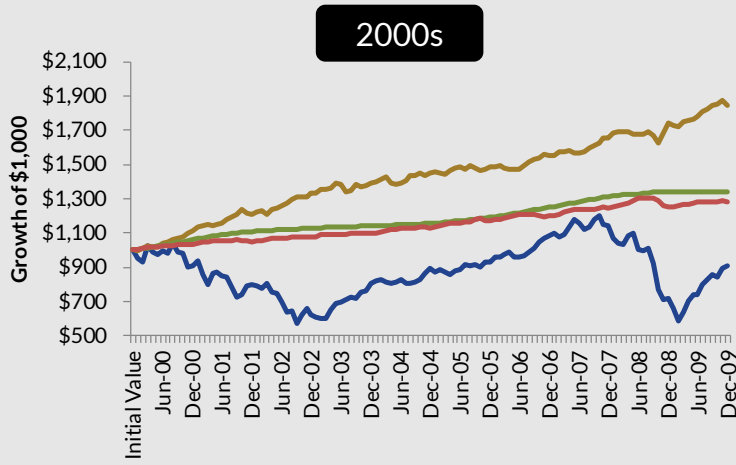
A CASE FOR COMMON STOCKS



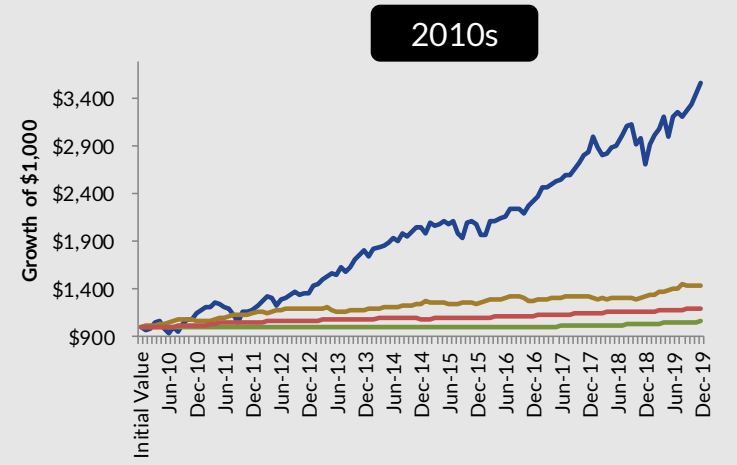
Despite the stock market crash in 1987, stocks outperformed their counterparts for the decade.



In the high growth 1990s, stocks were king.



The 2000s were the "lost decade" for large-cap stocks, but mid- and small-cap stocks had positive returns; 6.36% and 6.35% respectively¹.



Stocks outperformed by a wide margin.

[^] Annualized Source: Mellon Analytical Solutions, Inc., January 2026 ¹ Mid-cap stocks are represented by the S&P 400[®] Midcap Index, an unmanaged index created by Standard & Poor's made up of 400 mid-cap companies. The index is the most widely used index for mid-sized companies. Small-caps stocks are represented by the S&P SmallCap 600[®] Index, an unmanaged index created by Standard & Poor's made up of 600 small-cap companies. The index is commonly used to show the performance of small-cap stocks.

Past performance does not guarantee future results. You cannot invest directly in an index. The performance data does not represent fund performance and should not be considered representative of fund performance. Stocks tend to be more volatile than many other types of investments. There are risks associated with investing in small and mid cap stocks, which tend to be more volatile and less liquid than the stocks of large companies, including the risk of price fluctuations.

Schwartz Investment Counsel, Inc., a registered investment adviser established in 1980, serves as investment adviser for Ave Maria Mutual Funds and invests only in securities that meet the Funds' investment and religious requirements. The returns may be lower or higher than if decisions were based solely on investment considerations. The method of security selection may or may not be successful and the Funds may underperform or outperform the stock market as a whole. All mutual funds are subject to market risk, including possible loss of principal.

Request a prospectus, which includes investment objectives, risks, fees, charges and expenses and other information that you should read and consider carefully before investing. The prospectus can be obtained by calling 1-866-283-6274 or it can be viewed at www.avemariafunds.com. Distributed by Ultimus Fund Distributors, LLC.